

Appendix 4E (Rule 4.3A)

Preliminary Final Report

Name of Entity	Inventis Limited
ABN	40 084 068 673
Reporting Period	30 June 2020
Previous Corresponding Reporting Period	30 June 2019

Results for the announcement to the market

	\$	Percentage increase / (decrease) over previous corresponding period.
Revenue from ordinary activities (continuing operations)	8,015,770	(32.1%)
Loss from ordinary activities after tax (continuing operations)	(292,804)	82.5%
Loss from ordinary activities after tax for the period attributable to members	(292,804)	82.5%
Net Profit for the period attributable to members		
Dividends / (Distributions)	Amount Per Security	Franked amount per security at 30% tax rate
Final Dividend	Nil	Nil
Interim Dividend	Nil	Nil
Record date for the determining entitlements to the dividends (if any):		Not Applicable

Brief Explanation of any of the figures reported above necessary to enable the figures to be understood:

2020 was a challenging year with the worldwide pandemic effect of the novel Coronavirus affecting general business activity.

Inventis Limited (IVT)			
Statutory Results	Statutory F20	Statutory F19	Var%
Revenue	\$ 8,015,770	\$ 11,798,019	(32.1%)
EBITDA	<u>\$ 822,764</u>	<u>\$ (356,668)</u>	<u>330.7%</u>
Depreciation and Amortisation	\$ (677,184)	\$ (382,923)	(76.8%)
EBIT	<u>\$ 145,580</u>	<u>\$ (739,591)</u>	<u>119.7%</u>
Net Finance expenses	\$ (438,384)	\$ (930,159)	52.9%
NPAT	<u>\$ (292,804)</u>	<u>\$ (1,669,750)</u>	<u>82.5%</u>

The result incurred abnormal costs associated with refinance and acquisition costs of \$158k during this period associated with the direct acquisitions and investments of 100% of Bassett Furniture, Winya Indigenous Furniture 49% and 100% of Workstations taken up in expenses in this period.

The Revenue decline was mainly due to the inability to conclude negotiations during lockdown periods with travel restrictions and mainly in Technology Division which was hardest hit by the Covid-19 restrictions. Despite this the divisions all increased total activity, pipeline opportunities and tender values significantly to over \$66M.

The Company remains on Jobkeeper. Revenue activity is expected to remain subdued in 1Qtr 2021 and possibly in 1H21 until Covid-19 related restrictions are eased.

The improved results were mainly attributable to better cost control and gross margin increases along with the scale up of the Furniture Division and the Government Covid-19 Jobkeeper.

The Company has during this period had some major milestone achievements (despite Covid-19) which include: -

F20 Key Events	
Investment and supply agreement in 49% Of Winya Indigenous Furniture	Sep-19
New Managing Director appointed - Anthony Mankarios	Oct-19
New GM Furniture- Greg Welsh	Oct-19
100% acquisition of Workstations Pty Ltd	Nov-19
Provisional Patent Wilas EAS	Dec-19
100% Acquisition Of Bassett Furniture Pty Ltd (AUS)	Apr-20
Brand acquisition Bevisco Commercial Interiors	Apr-20
Provisional Patent- Smart Chair	Feb-20
Patent Seating- Dual Density Mk11 awarded	Feb-20
Coronavirus lockdowns	Mar-20
HoA- Technology supply agreement Philippines	Jan-20
HoA- Technology Australia Rugged Vehicles agency agreement	Jun-20
New Site Winya- Queanbeyan (ACT) 74 Yass Road Queanbeyan	Feb-20
New Site Winya- NT	Jun-20
New Site Winya -WA 45 Welshpool Road , Welshpool WA	Jun-20

Net cashflow improved 24% to \$557K. The closing balance and long-term debt increased to \$5.6M to accommodate for the acquisitions and working capital requirements.

The Group has turned the corner management has improved business opportunities and the core business model during this period.

Some opportunities are significant. We expect much of the larger revenue from existing pipeline opportunities to lift Revenue in 2H21.

We lodged the new G-Smart™ smartphone patent and launched this 3 August 2020. Your G-Smart™ chair talks to your phone about your seating health and well-being. This is potentially game changing technology as it changes the way we do things in the office and work from home (WFH). G-Smart™ gives a significantly improved ergonomic experience, as it is coupled with our Dual Density MK11 patent Gregory seat technology. G-Smart™ enables better WH&S risk management as well as asset management tools in the workplace. Both HR and the CFO will love it!

The scale up of the Commercial Furniture Division continues to take place with additional negotiations with various prospects. R&D work continues on an exciting new range that meets improved Covid-19 compliance and WFH opportunities.

The new Inventis International brand was registered in Dec-19 which has seen Heads of Agreements signed with a leading manufacturer of custom rugged vehicles and military vehicles. This work commenced with pipelines in excess of \$40M being negotiated currently.

The completion in-house of our Automated Track Worker System is expected in 2H20 which has received an EOI from a major rail supplier in the UK potentially worth multi-millions of dollars over the next few years.

Approval of the USA FCC certified WiLAS™ Emergency Alert System is targeted to be launched into the USA in 2021.

The group developed and improved its Key Performance Indicators with manufacturing lifting "Delivery In Full And On Time" to 97% during most of this year. This reflects a commitment to solid performance in manufacturing.

The group also improved its marketing and online presence with significant lifts in online traffic and SEO performance. New webpages were designed and implemented with easier orientation for B2B clients.

Whilst the Company's future looks bright there still remains uncertainty and instability in the economy as a result of Covid-19 and the financial impacts which are relatively unresolved.

The Company will seek to deliver on the opportunities above as well as take advantage of some M&A activity which it is currently negotiating

Financial Summary

The Preliminary consolidated results for the financial year ended 30 June 2020 are:

	Actual 2020	Actual 2019
	\$	\$
Sales –Operating	8,015,770	11,798,019
NPAT (Loss) / Profit	(292,804)	(1,669,750)

Dividends

Date the dividend is payable	n/a
Record date to determine entitlement to the dividend	n/a
Amount per security	n/a
Total dividend	n/a
Amount per security of foreign sourced dividend or distribution	n/a
Details of any dividend reinvestment plans in operation	n/a
The last date for receipt of an election notice for participation in dividend reinvestment plans	n/a

NTA Backing	Current Period	Previous corresponding period
Net tangible liability backing per ordinary security	(0.7c)	(0.9c)

Other significant information needed by an investor to make an informed assessment of the entity's financial performance and financial position.

Details of entities over which control has been gained or lost during the period:

Name of the entity / entities	Workstations Pty Ltd
	Bassett Furniture Pty Ltd

Commentary on the Results for the Period

The earnings per security and the nature of any dilution aspects:		
	Consolidated	
	2020	2019
Basic and diluted (loss) / earnings per share	(0.04) c	(0.24) c
Weighted average number of ordinary shares outstanding during the year used in the calculation of basic earnings per share	817,389,056	702,649,369
(Loss) /earnings used to calculate earnings per share	(292,804)	(1,669,750)
Returns to shareholders including distributions and buy backs:		
• n/a		
Significant features of operating performance:		
• Refer to the comments above		
The results of segments that are significant to the understanding of the business as a whole:		
• Refer to segment note		
Discussion of trends in performance: Please refer to commentary above		
Any other factors which has affected the results in the period or which are likely to affect results in the future, including those where the effect could not be quantified: Please refer to commentary above		

Audit / Review Status

This report is based on accounts to which one of the following applies:

The accounts have been audited		The accounts have been subject to review	
The accounts are in the process of being audited or subject to review	X	The accounts have not yet been audited or reviewed	







If the accounts have not yet been audited or subject to review and are likely to be subject to dispute or qualification, a description of the likely dispute or qualification:

- Not applicable

If the accounts have been audited or subject to review and are subject to dispute or qualification, a description of the dispute or qualification:

- Not applicable

Attachments Forming Part of Appendix 4E

Attachment #	Details						
1	Statement of Profit and Loss and Other Comprehensive Income, Statement of Changes in Equity, Statement of Financial Position, Statement of Cash Flows, Summary of Significant Accounting Policies Note, Segment Reporting Note, Capital and Reserves Note.						
<table border="1" style="width: 100%;"> <tr> <td style="width: 50%; vertical-align: top;"> <p>Signed by Chairman:</p>  </td> <td style="width: 50%; vertical-align: top;"> <p>Signed by Managing Director:</p>  </td> </tr> <tr> <td>Name: Tony H Noun</td> <td>Name: Anthony Mankarios</td> </tr> <tr> <td>Date: 31 August 2020</td> <td>Date: 31 August 2020</td> </tr> </table>		<p>Signed by Chairman:</p> 	<p>Signed by Managing Director:</p> 	Name: Tony H Noun	Name: Anthony Mankarios	Date: 31 August 2020	Date: 31 August 2020
<p>Signed by Chairman:</p> 	<p>Signed by Managing Director:</p> 						
Name: Tony H Noun	Name: Anthony Mankarios						
Date: 31 August 2020	Date: 31 August 2020						

Inventis Limited and its Controlled Entities
Statement of Profit or Loss and Other Comprehensive Income
For the year ended 30 June 2020

	Consolidated Entity	
	2020	2019
Continuing Operations		
Revenue	8,015,770	11,798,019
Cost of sales	<u>(3,828,988)</u>	<u>(7,357,121)</u>
Gross profit	4,186,782	4,440,898
Other income / (expense)	917,805	(14,280)
Share of profits of associates accounted for using equity method	98,908	-
Expenses		
Manufacturing & operation	(1,136,200)	(1,387,026)
Engineering & quality assurance	(397,143)	(412,949)
Administration	(1,918,246)	(1,716,948)
Sales and marketing	<u>(1,606,326)</u>	<u>(1,649,286)</u>
Results from operating activities	145,580	(739,591)
Financial income	32,327	9,822
Financial expenses	<u>(470,711)</u>	<u>(939,981)</u>
Net financing expense	(438,384)	(930,159)
Loss before income tax expense	(292,804)	(1,669,750)
Income tax benefit / (expense)	-	-
Loss from continuing operations	<u>(292,804)</u>	<u>(1,669,750)</u>
Loss for the year	<u><u>(292,804)</u></u>	<u><u>(1,669,750)</u></u>
Other Comprehensive Income		
Foreign currency translation differences for foreign operations – continuing operations	(404)	726
Total other comprehensive (expense) / income for the year, net of income tax	<u>(404)</u>	<u>726</u>
Total comprehensive loss for the year	<u><u>(293,208)</u></u>	<u><u>(1,669,024)</u></u>
Earnings per share		
Basic loss per share	(0.04) c	(0.24) c
Diluted loss per share	(0.04) c	(0.24) c
Continuing Operations		
Basic loss per share	(0.04) c	(0.24) c
Diluted loss per share	(0.04) c	(0.24) c

Inventis Limited and its Controlled Entities
Statement of Changes in Equity
For the year ended 30 June 2020

Consolidated Entity

	Attributable to Equity Holders of the Company			
	Share Capital	Foreign Currency Retranslation Reserve	Accumulated Losses	Total Equity
Balance 1 July 2018	33,603,584	(1,096,525)	(33,911,819)	(1,404,760)
Total Comprehensive income for the period				
Profit for the period	-	-	(1,669,750)	(1,669,750)
<i>Other comprehensive income</i>				
Foreign currency translation differences for foreign operations – continuing operations	-	726	-	726
Total other comprehensive income for the period	-	726	-	726
<i>Total comprehensive income for the period</i>	-	726	(1,669,750)	(1,669,024)
Transactions with owners, recorded directly in equity				
<i>Contributions by and distributions to owners</i>				
Issue of ordinary shares	-	-	-	-
Share issue cost	-	-	-	-
Total contributions by and distributions to owners	-	-	-	-
Total transactions with owners	-	-	-	-
Balance as at 30 June 2019	33,603,584	(1,095,799)	(35,581,569)	(3,073,784)

Inventis Limited and its Controlled Entities

**Statement of Changes in Equity
For the year ended 30 June 2020**

<i>Consolidated Entity</i>	Attributable to Equity Holders of the Company				Total Equity
	Share Capital	Options Reserve	Foreign Currency Retranslation Reserve	Accumulated Losses	
Balance 1 July 2019	33,603,584	-	(1,095,799)	(35,581,569)	(3,073,784)
Total Comprehensive income for the period					
Loss for the period	-	-	-	(292,804)	(292,804)
<i>Other comprehensive loss</i>					
Foreign currency translation differences for foreign operations – continuing operations	-	-	(404)	-	(404)
Total other comprehensive loss for the period	-	-	(404)	-	(404)
<i>Total comprehensive (loss) for the period</i>	-	-	(404)	(292,804)	(293,208)
Transactions with owners, recorded directly in equity					
<i>Contributions by and distributions to owners</i>					
Issue of ordinary shares	936,866	-	-	-	936,866
Share issue cost	(25,157)	-	-	-	(25,157)
Share based payments	-	17,982	-	-	17,982
Total contributions by and distributions to owners	911,709	17,982	-	-	929,691
Total transactions with owners	-	-	-	-	-
Balance as at 30 June 2020	34,515,293	17,982	(1,096,203)	(35,874,373)	(2,437,301)

Inventis Limited and its Controlled Entities
Statement of Financial Position
As at 30 June 2020

	Consolidated Entity	
	2020	2019
Assets		
Cash and cash equivalents	556,937	425,391
Trade and other receivables	2,464,299	1,397,399
Inventories	1,961,537	1,441,583
Prepayments	15,495	27,065
Total current assets	<u>4,998,268</u>	<u>3,291,438</u>
Non-current assets		
Property, plant and equipment	154,646	170,274
Right of use assets	588,040	-
Investments accounted for using the equity method	98,908	-
Other financial assets	87,145	16,010
Intangible assets	3,400,746	3,041,883
Total non-current assets	<u>4,329,485</u>	<u>3,228,167</u>
Total assets	<u>9,327,753</u>	<u>6,519,605</u>
Liabilities		
Current liabilities		
Trade and other payables	3,963,861	3,771,938
Interest-bearing liabilities	686,713	1,055,707
Current lease Liabilities	358,530	-
Employee benefits	796,320	550,803
Provision for income tax	2,634	-
Total Current liabilities	<u>5,808,058</u>	<u>5,378,448</u>
Non-Current Liabilities		
Employee benefits	41,345	23,113
Non-current lease liabilities	294,610	-
Interest-bearing liabilities	5,621,041	4,191,828
Total Non-current liabilities	<u>5,956,996</u>	<u>4,214,941</u>
Total Liabilities	<u>11,765,054</u>	<u>9,593,389</u>
Net Liabilities	<u>(2,437,301)</u>	<u>(3,073,784)</u>
Equity		
Share capital	34,515,293	33,603,584
Reserves	(1,078,221)	(1,095,799)
Accumulated losses	(35,874,373)	(35,581,569)
Total Equity	<u>(2,437,301)</u>	<u>(3,073,784)</u>

Inventis Limited and its Controlled Entities
Statement of Cash Flows
For the year ended 30 June 2020

	Notes	Consolidated Entity	
		2020	2019
Cash flows from operating activities			
Receipts from customers		8,393,978	12,077,276
Payments to suppliers and employees		(9,028,786)	(11,718,996)
Cash generated / (used in) from operations		<u>(634,808)</u>	<u>358,280</u>
Interest received		17,591	9,822
Interest paid		(470,711)	(883,891)
Net cash used in operating activities		<u>(1,087,928)</u>	<u>(515,789)</u>
Cash flows from investing activities			
Purchase of fixed assets		(55,772)	(1,787)
Purchase of Investments		(141,161)	-
Proceeds from the sale of fixed assets		500	-
Net cash used in investing activities		<u>(196,433)</u>	<u>(1,787)</u>
Cash flows from financing activities			
Proceeds from rights offer		936,866	-
Transactions costs paid		(25,157)	-
Proceeds from borrowings		1,429,213	2,441,825
Repayment of borrowings		(925,015)	(1,916,786)
Net cash from financing activities		<u>1,415,907</u>	<u>525,039</u>
Net increase in cash and cash equivalents		131,546	7,463
Cash and cash equivalents at 1 July		<u>425,391</u>	<u>417,928</u>
Cash and cash equivalents at 30 June		<u>556,937</u>	<u>425,391</u>

For personal use only

Inventis Limited
Notes to the Consolidated Financial Statements
For the year ended 30 June 2020

1. Reporting Entity

Inventis Limited (the “**Company**”) is a company domiciled in Australia and incorporated in Australia. The address of the Company’s registered office is Unit 4, 2 Southridge Street, Eastern Creek, NSW, 2766. The Financial Statements of the Company as at and for the year ended 30 June 2020 comprise the Company and its subsidiaries (together referred to as the “**Group**” and individually as “**Group entities**”). The Group is a “for profit” entity and a manufacturer of products and services including ergonomic office furniture, electronic control systems and ruggedised computing products (see note 4 – Segment Reporting)

2. Use of Estimates and judgements

The preparation of financial statements in conformity with AASBs requires management to make judgements, estimates and assumptions that affect the application of accounting policies and the reported amounts of assets, liabilities, income and expenses. Actual results may differ from these estimates.

Estimates and underlying assumptions are reviewed on an ongoing basis. Revisions to accounting estimates are recognised in the period in which the estimate is revised and in any future periods affected.

In particular, significant areas of estimation uncertainty and critical judgements in applying accounting policies that have the most significant effect on the amount recognised in the financial statements are:

- Tax assets and liabilities
- Intangible assets

3. Significant accounting polices

The accounting policies used in the compilation of this financial report are consistent with those set out in the Group’s most recent annual report and have been applied consistently to all periods presented in these financial statements except for leases under AASB 16.

The accounting policy adopted for AASB 16 is as follows:

The Group leases a number of assets that include property and equipment. The Group previously classified leases as operating or finance leases based on its assessment of whether the lease transferred significantly all of the risks and rewards incidental to ownership of the underlying asset to the Group. Under AASB 16 the Group recognises right of use assets and lease liabilities for most of these leases.

At commencement or on modification of a contract that contains a lease component, the Group allocates the consideration in the contract to each lease component on the basis of its relative stand-alone price.

On transition for these leases, the lease liabilities were measured at the present value of the remaining lease payments, discounted at the Groups borrowing rate. The Group did not recognise right of uses assets and liabilities for leases for which the lease term ends within 12 months of the date of initial application or were low value assets. The right of use asset are depreciated on a straight-line basis over the term of the lease.

Inventis Limited
Notes to the Consolidated Financial Statements
For the year ended 30 June 2020

3. Significant Accounting Policies (continued)

- Right-of-use assets

A right-of-use asset is recognised at the commencement date of a lease. The right-of-use asset is measured at cost, which comprises the initial amount of the lease liability, adjusted for, as applicable, any lease payments made at or before the commencement date net of any lease incentives received, any initial direct costs incurred, and, except where included in the cost of inventories, an estimate of costs expected to be incurred for dismantling and removing the underlying asset, and restoring the site or asset.

Right of use assets are depreciated on a straight-line basis over the term of the lease. Where the consolidated entity expects to obtain ownership of the leased asset at the end of the lease term, the depreciation is over its estimated useful life. Right-of use assets are subject to impairment or adjusted for any remeasurement of lease liabilities.

The consolidated entity has elected not to recognise a right-of-use asset and corresponding lease liability for short-term leases with terms of 12 months or less and leases of low-value assets. Lease payments on these assets are expensed to profit or loss as incurred.

- Lease liabilities

A lease liability is recognised at the commencement date of a lease. The lease liability is initially recognised at the present value of the lease payments to be made over the term of the lease, discounted using the interest rate implicit in the lease or, if that rate cannot be readily determined, the consolidated entity's incremental borrowing rate. Lease payments comprise of fixed payments less any lease incentives receivable, variable lease payments that depend on an index or a rate, amounts expected to be paid under residual value guarantees, exercise price of a purchase option when the exercise of the option is reasonably certain to occur, and any anticipated termination penalties. The variable lease payments that do not depend on an index or a rate are expensed in the period in which they are incurred.

Lease liabilities are measured at amortised cost using the effective interest method. The carrying amounts are remeasured if there is a change in the following: future lease payments arising from a change in an index or a rate used; residual guarantee; lease term; certainty of a purchase option and termination penalties. When a lease liability is remeasured, an adjustment is made to the corresponding right-of use asset, or to profit or loss if the carrying amount of the right-of-use asset is fully written down.

- Acquisitions

Business Combination

Business combination occurs where an acquirer obtains control over one or more businesses. A business combination is accounted for by applying the acquisition method, unless it is a combination involving entities or businesses under common control. The business combination will be accounted for from the date that control is obtained, whereby the fair value of the identifiable assets acquired and liabilities (including contingent liabilities) assumed is recognised (subject to certain limited exemptions).

When measuring the consideration transferred in the business combination, any asset or liability resulting from a contingent consideration arrangement is also included.

Subsequent to initial recognition, contingent consideration classified as equity is not measured and its subsequent settlement is accounted for within equity. Contingent consideration classified as an asset or liability is remeasured in each reporting period to fair value, recognising any change to the fair value in profit and loss, unless the change in value can be identified as existing at acquisition date.

All transactions costs incurred in relation to the business combinations, other than those associated with the issue of a financial instrument, are recognised as expenses in profit and loss when incurred. The acquisition of a business may result in the recognition of goodwill or a gain from a bargain purchase.

Inventis Limited
Notes to the Consolidated Financial Statements
For the year ended 30 June 2020

Associates

Associates are entities over which the consolidated entity has significant influence but not control or joint control. Investments in associates are accounted for using the equity method. Under the equity method, the share of the profits or losses of the associate is recognised in profit or loss and the share of the movements in equity is recognised in other comprehensive income. Investments in associates are carried in the statement of financial position at cost plus post-acquisition changes in the consolidated entity's share of net assets of the associate. Goodwill relating to the associate is included in the carrying amount of the investment and is neither amortised nor individually tested for impairment. Dividends received or receivable from associates reduce the carrying amount of the investment.

When the consolidated entity's share of losses in an associate equal or exceeds its interest in the associate, including any unsecured long-term receivables, the consolidated entity does not recognise further losses, unless it has incurred obligations or made payments on behalf of the associate.

The consolidated entity discontinues the use of the equity method upon the loss of significant influence over the associate and recognises any retained investment at its fair value. Any difference between the associate's carrying amount, fair value of the retained investment and proceeds from disposal is recognised in profit or loss.

The Consolidated Entity has adopted all of the new, revised or amending Accounting Standards and Interpretations issued by the Australian Accounting Standards Board ('AASB') that are mandatory for the current reporting period.

Any new, revised or amending Accounting Standards or Interpretations that are not yet effective have not been adopted.

For personal use only

Inventis Limited
Notes to the Consolidated Financial Statements
For the year ended 30 June 2020

4. Segment Reporting

The Group comprises the following main business segments:

Continuing

> *Furniture Division.* The design, manufacture and sale of a range of commercial furniture, which includes office chairs, tables, lounges, and workstations.

> *Technology Division:* The design and manufacture of custom control and market ready electronic systems, mobile computing solutions and emergency vehicle control systems.

A corporate head office function provides the Group with finance, human resources and IT services, however this corporate function does not satisfy the requirements for disclosure as a reportable segment. During the financial year all facility and payroll related costs were transferred into share services and are no-longer reported in the divisional segment results. This is consistent with the component information provided to the General Manager and Board, who are the chief operating decision makers in relation to decisions about resources allocated to each segment and its performance.

Information regarding the operations of each reportable segment is included below. Performance is measured based on segment profit before income tax. Segment profit is used to measure performance as management believes that such information is the most relevant in evaluating the results of each segment. Inter-segment pricing is determined on an arm's length basis.

	Furniture Division		Technology Division		Total	
	2020	2019	2020	2019	2020	2019
Total revenue	6,470,073	7,697,400	1,763,500	4,100,619	8,233,573	11,798,019
Inter-segment revenue	(217,803)	-	-	-	(217,803)	-
Total external revenue	6,252,270	7,697,400	1,763,500	4,100,619	8,015,770	11,798,019
Interest revenue	963	42	5	1,356	968	1,398
Interest expense	(274,444)	(315,176)	(30,754)	(78,212)	(305,198)	(393,388)
Depreciation	(113,322)	(25,450)	(1,942)	(3,520)	(115,264)	(28,970)
Amortisation	(984)	(1,039)	(1,814)	(311,251)	(2,798)	(312,290)
Capital expenditure	(37,732)	-	(12,600)	-	(50,332)	-
Loss on disposal of fixed assets	(2,283)	-	(2,350)	-	(4,633)	-
Reportable segment profit before income tax	919,466	2,618,945	68,217	1,265,818	987,683	3,884,763
Other material non-cash items included in segment profit / (loss):						
Inventory rationalisation	-	(732,891)	-	(273,139)	-	(1,006,030)
Reportable segment assets	15,068,142	14,065,590	9,389,510	9,071,975	24,457,652	23,137,565
Reportable segment liabilities	(5,354,542)	(4,399,259)	(435,848)	(315,776)	(5,790,390)	(4,715,035)

Inventis Limited
Notes to the Consolidated Financial Statements
For the year ended 30 June 2020

4. Segment Reporting (continued)

Reconciliation of reportable segment revenues, profit or loss, assets and liabilities and other material items

	2020	2019
Revenues		
Total revenue for reportable segments	8,233,573	11,798,019
Elimination of inter-segment revenue	(217,803)	-
Consolidated revenue from continuing operations	<u>8,015,770</u>	<u>11,798,019</u>
Profit or Loss		
Total profit or (loss) for reportable segments	987,683	3,884,763
Shared services payroll	18,982	(4,062,724)
Shared services facilities	(672,426)	(836,485)
Shared services corporate expenses	(627,043)	(655,304)
Consolidated loss before income tax from continuing operations	<u>(292,804)</u>	<u>(1,669,750)</u>
Assets		
Total assets for reportable segments	24,457,652	23,137,565
Cash and cash equivalents held in shared services	415,471	406,451
Shared services fixed assets	28,324	55,067
Shared services leased assets	184,509	-
Shared services intangible assets	1,607,492	1,283,456
Eliminations and other shared services assets	(17,365,695)	(18,362,934)
Consolidated total assets	<u>9,327,753</u>	<u>6,519,605</u>
Liabilities		
Total liabilities for reportable segments	(5,790,390)	(4,715,035)
Interest bearing liabilities held in shared services	(5,621,041)	(4,191,828)
Eliminations and other share services liabilities	(353,623)	(686,526)
Consolidated total liabilities	<u>11,765,054</u>	<u>(9,593,389)</u>

Other material Items 2020

	Reportable Segment Totals	Corporate Additions / (Eliminations)	Consolidated Totals
Interest revenue	968	16,623	17,591
Interest expense	(305,198)	(165,513)	(470,711)
Capital expenditure	(50,332)	(5,440)	(55,772)
Depreciation	(115,264)	(559,123)	(674,387)
Amortisation	(2,798)	-	(2,798)

Other material Items 2019

	Reportable Segment Totals	Corporate Additions / (Eliminations)	Consolidated Totals
Interest revenue	1,398	8,424	9,822
Interest expense	(393,388)	(490,504)	(883,891)
Capital expenditure	-	(1,787)	(1,787)
Depreciation	(28,970)	(41,663)	(70,633)
Amortisation	(312,290)	-	(312,290)
Inventory rationalisation	(1,006,030)	-	(1,006,030)

Inventis Limited
Notes to the Consolidated Financial Statements
For the year ended 30 June 2020

4. Segment Reporting (continued)

Geographical Segments

The Group operates in one geographical area being Australia.

In presenting information on the basis of geographical segments, segment revenue is based on the geographic location of customers. Segment assets are based on the geographical location of the assets.

Geographical information	2020		2019	
	Revenues	Non-current assets	Revenues	Non-current assets
Australia	8,015,770	4,329,485	11,798,019	3,228,167

5. Capital and Reserves

Share Capital

	Ordinary Shares	
	2020	2019
On issue at the beginning of the year	702,649,369	702,649,369
Issued during the year	234,216,450	-
On issue at the end of the year – fully paid	936,865,819	702,649,369

The holders of ordinary shares are entitled to receive dividends as declared from time to time and are entitled to one vote per share at meetings of the Company.

For personal use only